

# Cigniti Technologies Ltd.

## Investor Presentation

Aug 2018

Cigniti is a globally recognized player in Specialized Quality Engineering Services and an emerging leader with Digital offerings

## Business Overview

- Founded in 1998, Cigniti is a global player in Specialized Quality Engineering Services
- It offers **Services** including Traditional Quality Assurance & Testing, Quality Engineering, Digital Testing and many more services
- **2100+** Employees worldwide, **1800+** testers
- **200+** Active customers including **49** Fortune 500 Customers
- Differentiator: IP led approach to digital through **BlueSwan** Platform
- **Key Verticals:** BFSI, Travel & Hospitality, HealthCare
- Shareholding Pattern: **50.28%** Promoters, **49.72%** Public holding

## Financial Overview

Heading	2016	2017	2018
Revenue from ops (INR M)	5,948	6,193	6,933
Revenue from ops (\$M)	90	94	108
Total expenses	4,969	6,744	6,612
EBITDA	979	-219*	524
EBITDA Margin	16.5%	-3.6%	7.5%

## Awards & Recognitions

- **World's first** Independent Quality Engineering Services Company to be appraised at CMMI-SVC v1.3, Maturity Level 5, and we also are ISO 9001:2015 & ISO 27001:2013 certified
- Everest Group, for the 4<sup>th</sup> consecutive year, has positioned Cigniti as the **'Major Contender'** in Everest Group PEAK Matrix™, 2018.
- Positioned in **Gartner's Magic Quadrant** for Application Testing Services, Worldwide for 3 years in a row.
- Recognized as a Leader by **NelsonHall** in NEAT charts for Software Testing, for 3 years in a row as a Leader in the Digital & Consulting market segments.

## Customers

A strong client base of 200+ Active Customers



## Partners

Deeply interconnected in rich ecosystems



## Financial Overview

### Business Metrics FY2018

**Revenues:**  
**6,933 (INR Mn)**  
**108 (USD Mn)**

### EBITDA

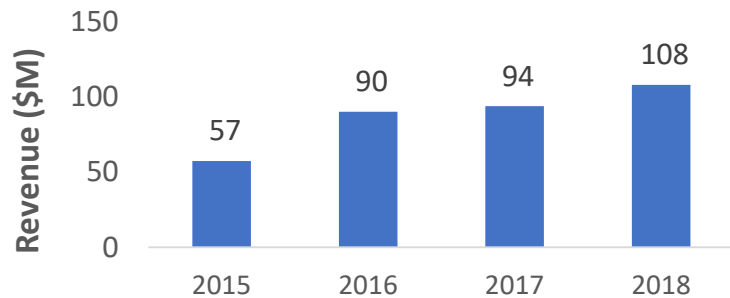
Q1FY19 (%): **14.5%**  
 Q4FY18 (%): **11.9%**  
 Q3FY18 (%): **6.9%**  
 Q2FY18 (%): **9.2%**

### Valuation Metrics

#Outstanding Shares (Mn):  
**27.248**

MCap (INR Mn): **12,010**  
 MCap (USD Mn): **176**

## Revenues (\$ Mn)



## Company Overview

Headquartered in Hyderabad, India, Cigniti is North America's largest Independent Quality Engineering Services company with operations in 13 countries. It offers wide variety of QA testing services including Testing Advisory & consulting leveraging IP (BlueSwan) for Digital transformation.

**200+**  
Active  
Customers

**1800+**  
Career  
Testers

**49**  
Fortune  
500 Customers

**71**  
Global  
2000 Customers

## Awards & Recognitions



## Partners



## Quality Engineering and Specialized Offerings



- Performance Engineering
- Service Virtualization
- Test Data Management
- Tools Streamlining
- End to End Automation
- DevOps Enablement
- Test Environment Management
- Resiliency and Reliability Testing

## Quality Assurance and Traditional Offerings



- Security Testing
- Functional Testing
- Test Automation
- Globalization Testing
- Performance Testing
- Compatibility Testing
- Regression Testing

## Digital and Next Generation Offerings

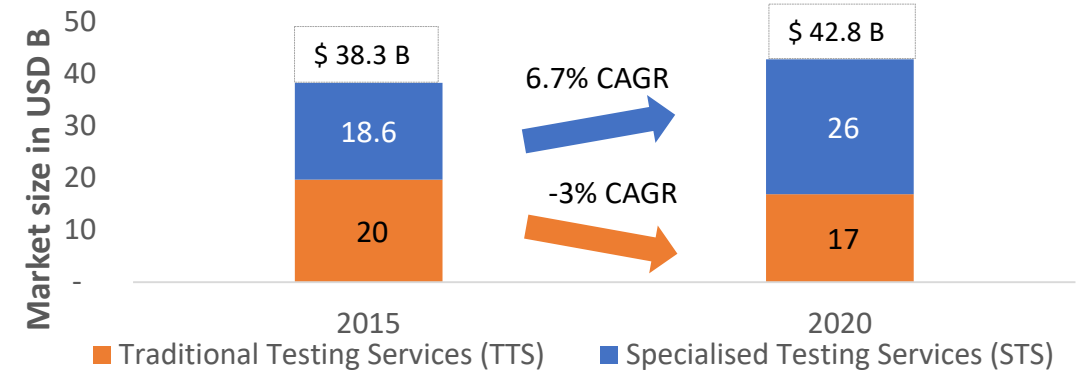


- IoT Assurance
- Cloud Assurance
- Omni and Multi-Channel Testing
- Robotics Automation
- Mobile Testing
- Customer Experience Testing

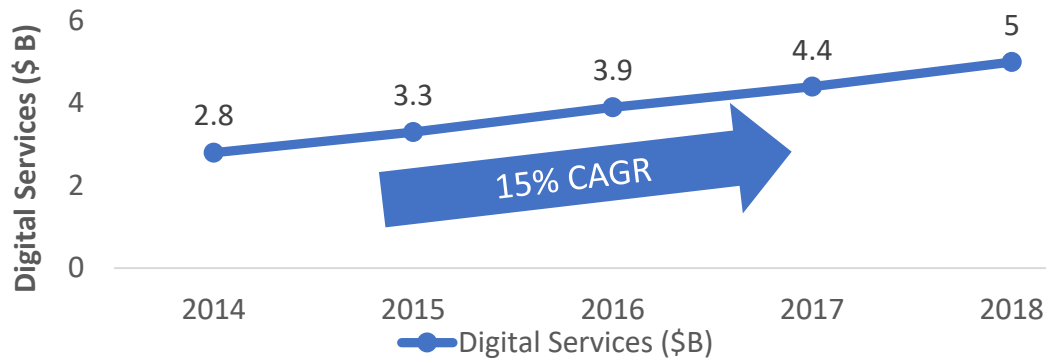
# Independent Software Testing Market Overview

Specialized Testing Services (STS) market is outgrowing the Traditional Testing Services (TTS) market substantially

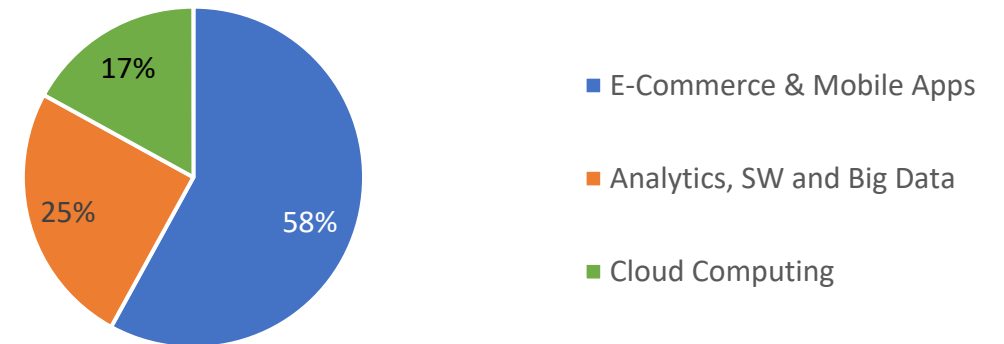
- Quality Assurance & Testing Service a large market with healthy growth forecast through 2022
- Specialized Testing Services players growing faster
- Specialized Testing Services players amplifying differentiation through IP investments, domain specialization and AI



Digital Services are growing at 15.6% CAGR and is the growth driver of the Specialized Testing Market



Digital Services focus on new disruptive trends and technologies including Mobile, Cloud, Analytics and Big Data



Software Testing market is moving towards Specialized, digital, customer focused & revenue seeking clients. Cigniti is also growing in that direction



## Gartner

- STS Providers offers clients independence and ability to deliver the full life cycle of testing services
- Work on deals ranging from only a few to several hundred full-time equivalents working on a project.
- Good fit for specialist skills, industry- specific skills and their flexible & nimble approach.

## FORRESTER<sup>®</sup>

- Addresses the inherent conflict of interest between development and testing activities, ensuring appropriate rigor in the testing process.
- View software with a critical eye and ensure the highest quality of customer-facing applications



- Client spending transfers from TTS to STS
- Demand for STS Has Expanded to Multi-Year Contracts and to “Shift-Left”
- Clients are looking for Third-Party-Certification for Compliance



- Testing as a service offers a variety of benefits, including pay-per-use, which saves on investment in expensive tools & infrastructure and experts, and access to specialized skill sets to deal with complex problems



### Flexibility and Expertise to support our evolving needs

– Director in the *Services Industry*

★★★★★  
Mar 27, 2018

**Reviewer Role**  
Sourcing, Procurement and Vendor Management

### Quick implementation with value realization. Need to ensure scoping is done right.

– VP Product Engineering and Infrastructure in the *Miscellaneous Industry*

★★★★★  
Feb 28, 2017

**Reviewer Role**  
Applications

### Great leadership and team members. Highly recommended for independent testing services

– Director of QA in the *Services Industry*

★★★★★  
Jun 20, 2017

**Reviewer Role**  
R&D/Product Development

Rank	Vendor	Est. 2015 Global STS Revenues (\$M)	Market Share
1	Accenture	1,900	9
2	Cognizant	1,750	9
3	IBM	1,400	8
3	TCS	1,400	8
5	Capgemini	900	5
5	NTT DATA	900	5
5	Wipro	900	5
8	Infosys	825	4
9	Atos	650	4
10	Tech Mahindra	550	3
11	HCL Tech	500	3
12	CSC	400	2
12	HPE	400	2
12	CGI	400	2
15	SQS	350	2
15	Amdocs	350	2
16	Qualitest	200	1
17	Cigniti	93 (108)	0.5

## Market Dynamics & Shift from TTS to STS

- Top 15 Vendors : 73% of Market Share- 13.5 Billion \$
- Other vendors : 23% of Market share : 4.9 Billion \$
- **Cigniti** Stands 3<sup>rd</sup> in STS, Pure-plays by revenue and 2<sup>nd</sup> by headcount
- Client spending transfers from TTS to STS; as a result, TTS declines year after year, while multi-year SLA-based contracts drive growth.



Source: Nelson Hall Software Testing Services Assessment & Forecast, July 2016

## SQS, QualiTest and Cigniti Lead STS Pure-Plays, followed by Two New Top 5 Entrants: Applause and Olenick



Rank	Vendor	Est. 2015 Global STS Revenues (\$m)	Market Share (%)
	SQS PF	400	2
1	★ SQS (actuals)	350	2
2	QualiTest	200	1
3	Cigniti	80 (108)	0(0.5)
4	★ Applause	75	0
5	Olenick & Associates	40	0
6	Planit	35	0
7	MTP	30	0
=	Insparit	30	0
8	★ Maveric Systems	25	0
9	QA Infotech	22	0
10	Imbus	20	0
=	RTTS	20	0
<b>Total top 10</b>		<b>1,327</b>	<b>7</b>
<b>Total pure-plays</b>		<b>17,238</b>	<b>93</b>
<b>Total vendors/market spending</b>		<b>18,565</b>	<b>100</b>

dominique.raviart@nelson-hall.com

© 2016 by NelsonHall.

NelsonHall Proprietary – Not for distribution without permission

42

- **Cigniti** Stands 3<sup>rd</sup> in STS, Pure-plays by revenue and 2<sup>nd</sup> by headcount
- Client spending transfers from TTS to STS; as a result, TTS declines year after year, while multi-year SLA-based contracts drive growth.
- STS will account for 60% of testing services spending globally by 2020, mostly fuelled by continued transfer from TTS to STS

★ Strong PE Acquisition interest in Independent software testing companies.



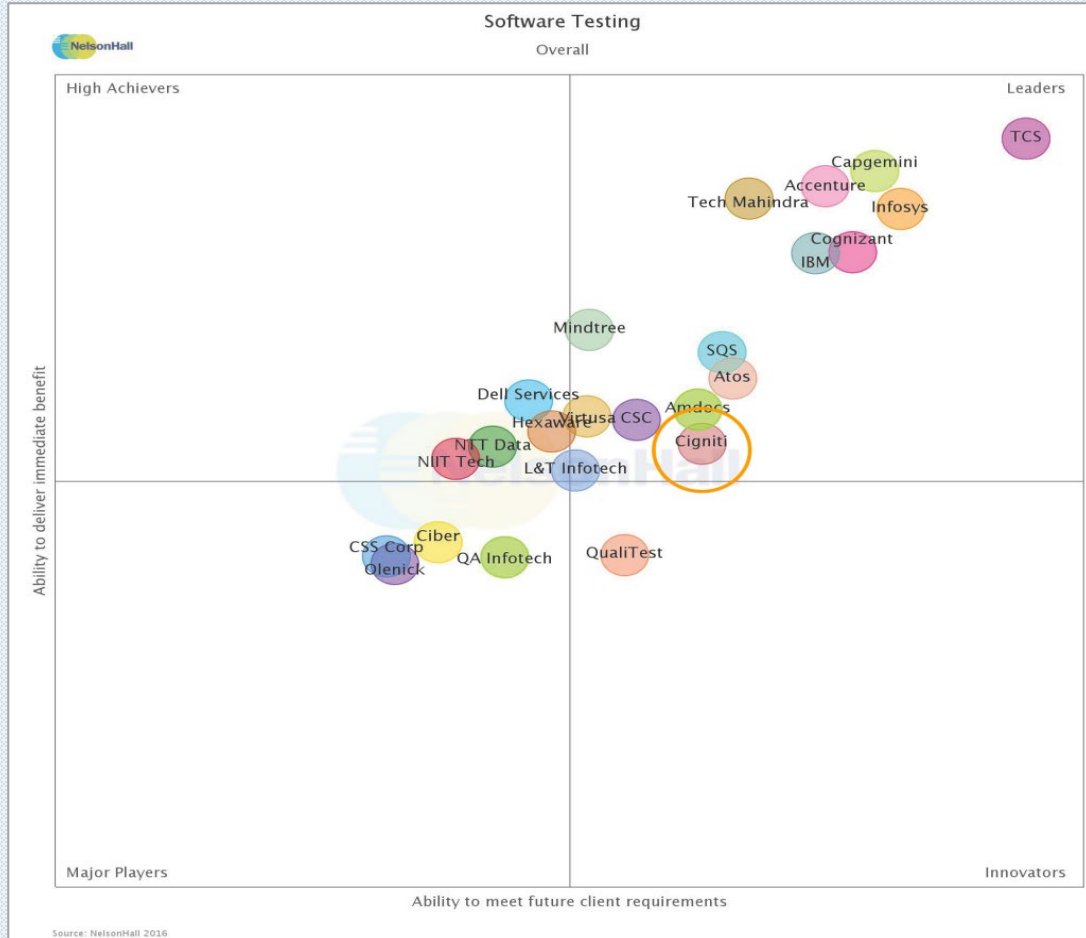
Source: Nelson Hall Software Testing Services Assessment & Forecast, July 2016



# Cigniti Recognized as a 'Leader' by Leading Industry Bodies

Cigniti recognized as a 'leader' by NelsonHall in overall Software Testing Competitive Landscape. Also, it believes that the future of software testing industry is about complementing testing tools with proprietary IP & platforms

Gartner positioned Cigniti as a "Niche Player" among 300 companies in the Application Testing Services market for 3 years in a row

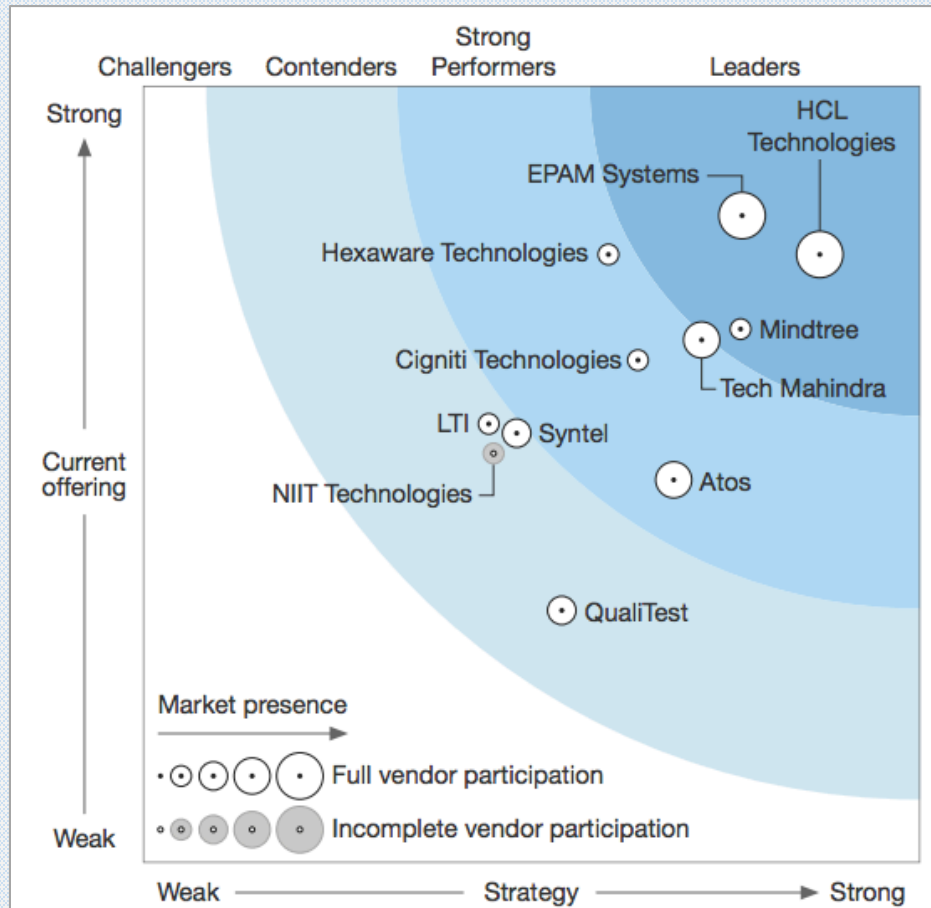


Source: NEAT report for Software Testing, 2016 - Nielson Hall; 2017 Gartner Magic Quadrant for Application Testing Services, Worldwide

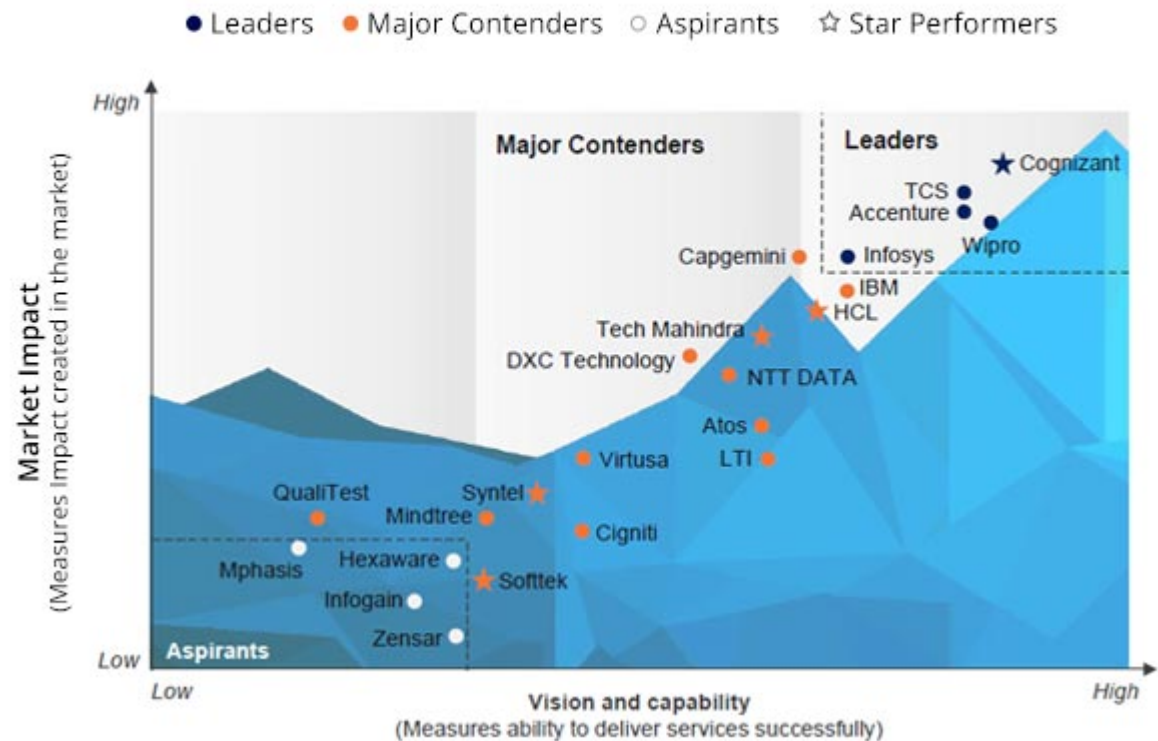
# Cigniti Recognized as a 'Leader' by a Leading Industry Bodies - 2

Forrester placed Cigniti as a "Strong Performer" on a 29 point criteria. Forrester analyses 11 most relevant players in the Continuous Testing Services Market

Everest Group, for the 4<sup>th</sup> consecutive year, has positioned Cigniti as the 'Major Contender' in Everest Group PEAK Matrix™, 2018.



## Everest Group Enterprise QA Services PEAK Matrix™ Assessment 2018: Quality Assurance to Brand Assurance: AI Driving the Evolution



Source: Forrester's Continuous Testing Service Providers, Q3 2017; Everest Group Enterprise QA Services PEAK Matrix™ Assessment 2018

## Strategic Focus

- Cigniti has a client base of 252 with 49 Fortune 500 customers and 21 USD Mn dollars account
- Cigniti primarily works in high spend and mission critical domains such as ISV, BFSI, Travel & Hospitality, Healthcare & Life Sciences and Retail & E-commerce
- Focus on digital which demands better Speed to Market, Higher Customer Centricity and Higher Speed to Value
- Over 30 of Cigniti's large clients use its Next Generation Testing Platform - BlueSwan, capable of serving clients across domains - to achieve growth through IP led Software Services
- Focus on operational excellence resulting in reduction of cost has led to expansion of margins

## Leadership Expansion

- Industry veteran Mr. **Phaneesh Murthy** was appointed to the Board of Directors of Cigniti Technologies, Inc. (US) in January 2017 and to the Board of Directors of Cigniti Technologies (HQ) in July 2017
- **Mr. Srikanth Chakkilam**, Executive Director, has taken over as CEO of Cigniti Technologies
- Other prominent personalities from diversified industries brought in significant **diversity to the Board** with appointment Mr. Srinath Batni, Mr. R K Agarwal and Ms. Nooraine Fazal. The company's board now has two former Infosys Board members.
- This has enabled Cigniti to bring in **proven leadership** to gain from the growth & Digital transition of the third party Software Testing Industry
- Formation of **Domain Competency Groups** for better vertical focus by the company
- A big 4 accounting firm brought in as Auditors. Thorough appraisals of past investments and other balances sheet items made. One time accounting write off taken.
- A number of key positions such as Directors in Sales, and in Account Management were hired.

## Corporate Restructuring

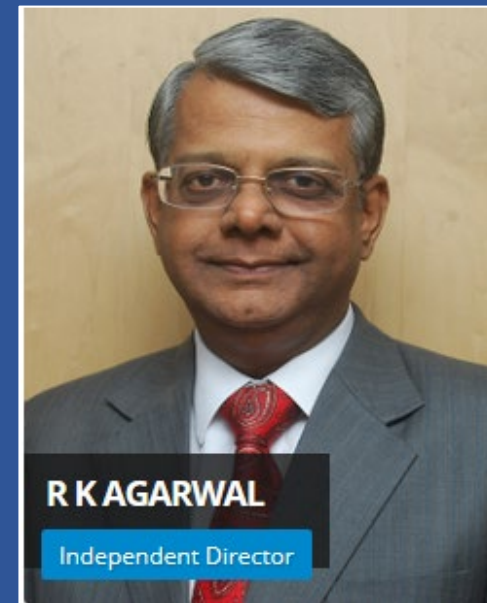
- Cigniti Technologies Inc., along with Cigniti Inc. (Iowa) and Gallop Solutions Inc.(Texas) merged under the 'One Cigniti' Program. The merger also created substantial tax benefits for US subsidiary of Cigniti
- Among other cost cutting measures, the Board also approved the closure of Cigniti Technologies (New Zealand), a wholly owned subsidiary of the company

## Debt Restructuring

- A \$ 17-18 M debt (12-13% Annual Interest rate) has been restructured in FY2018
- These will reduced interest expenses of the company significantly. This will avail surplus cash for reinvestment and growth in future



# Board Members







**C V Subramanyam, Chairman and Managing Director**

- In 1998, Mr. Subramanyam founded Chakkilam Infotech Pvt. Ltd. as an IT services company providing IT solutions
- Successfully took the company public in 2004
- Holds a Bachelors in Commerce and Law and Post Graduate Diploma in Business Management



**Srikanth Chakkilam, Chief Executive Officer, Cigniti Technologies Inc.**

- Drives client acquisition strategies, provides oversight to Sales, sets business targets, and maintains the P&L and related activities
- Key decision maker in the vision and growth of Cigniti & plays a vital role in evaluating, analyzing & deciding Cigniti's pursuits related to inorganic growth
- Focused to build a highly successful, impactful and ethical business in all forms
- Has an MS from the University of Southern California



**Krishnan Venkatachary, CFO**

- Mr. Krishnan brings to Cigniti over 25 years of experience spanning global financial operations. Is a qualified ACA, ACS and FCMA
- Previous experience: Yashoda Hospitals, Flagstone Underwriting Support Services, VisualSoft Technologies, Baan Info Systems



**Pradeep G, CTO & President (North America West)**

- Mr. Pradeep as CTO is responsible for revenue targets and business growth for Cigniti's NA West operations. He is an industry thought leader in software testing with over 15 years of experience
- Previous experience: Cognizant Technology Solutions, HTC Global services



**Kalyana Rao Konda, President (North America East)**

- Mr. Kalyana drives the growth of Cigniti's NA East business to meet the co-located testing services requirements in the US. Is a certified Project Management Professional (PMP) and a Certified Software Quality Analyst (CSQA)
- Previous experience: AppLabs, Virtusa, and Baan



**Raghu Krovvidy, EVP – Delivery, Process & ESG**

- Mr. Raghu manages Global Delivery on a day to day basis across all GEOs and verticals for Cigniti
- Previous experience: 20+ years. Accenture, AppLabs, IRIS Digital & NIIT



**Nanda Padmaraju, SVP – ROW**

- Mr. Nanda heads sales for the UK and EU regions. Brings in more than 18 years of global IT expertise along with strong financial acumen
- Previous experience: AppLabs, Satyam Computer, & IBM.



**Jagdish Kumar, SVP – ICT**

- Jagdish heads ICT function at Cigniti. Over 25 years of experience in various global roles spanning IT Strategy & others
- Previous experience: JDA, OpenText, BaaN, HCL




**Rajesh Sarangapani, VP – Delivery, Practices**

- Mr. Rajesh manages technology COE's and Innovation. Over 20 Years of experience in software testing
- Previous experience: Accenture, AppLabs, Amundi Pioneer, Virtusa & Baan



**Shyam Patlolla, VP - Human Resources**

- Mr. Shyam heads Global HR function for Cigniti. HR Professional with over 18 years of experience in Global and Indian organizations
- Previous experience: Honeywell, SSI Technologies, BPL Engineering

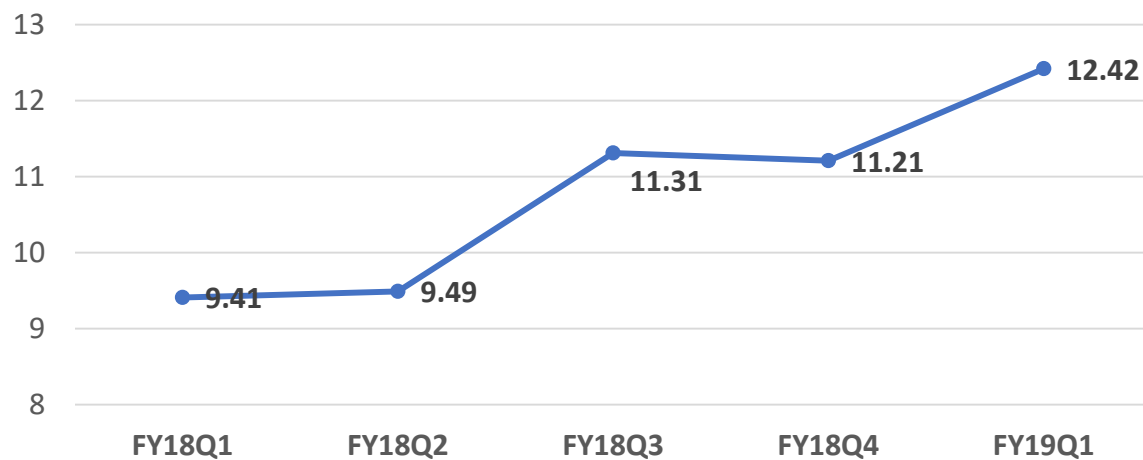


**Subhendu Pattnaik, AVP – Marketing & IST**

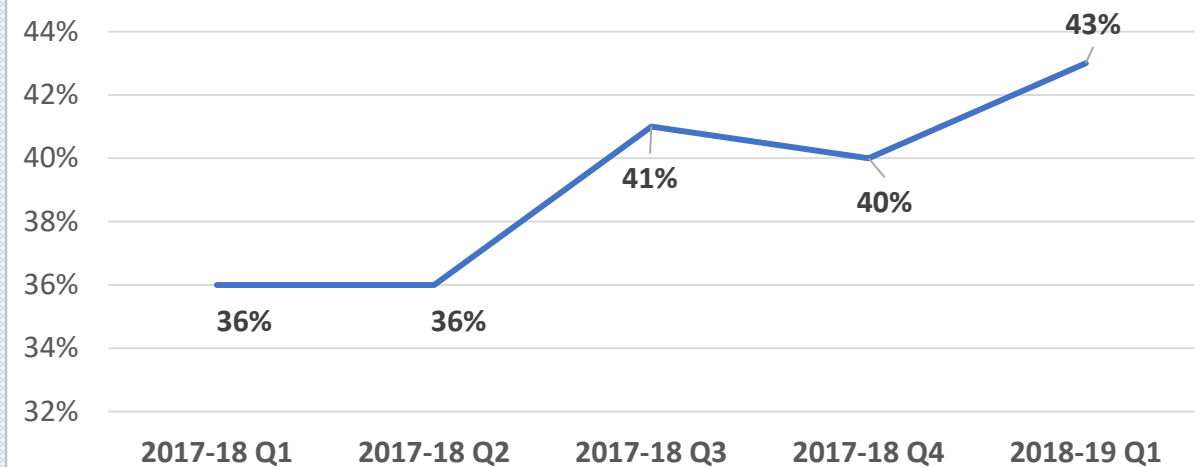
- Subhendu heads Global Marketing & Demand Generation. 15+ years of experience & proven track record in leading 360-degree Marketing
- Previous experience: Infosys, Tata BSS, FINO, Mindfire

- Focus on High spending domains with more focus on Fortune 500 and other Large accounts
- Build strong differentiation through investment in proprietary AI-powered Testing Platform such as BlueSwan; invest in Domain Competency Groups; and build a breed of high quality career testers passionate and better-than-peer group in competence
- Build superior sales engine. Leverage experience of some of the best sales and operations people in the global software industry to Hunt and Mine large global accounts.
- Significantly raise Brand Cigniti awareness in Quality Engineering and Testing world through having Patents, participation in high visibility industry forums, publication of White Papers and demonstrating superior client value
- Run critical Lab / R&D functions for clients offshore and build for higher client value and better eventual wallet share
- Build Partnership with diverse, leading technology / AI / Tools players and offer more rounded solution set to Cigniti client base

### Offshore Revenue (in \$ Mn)

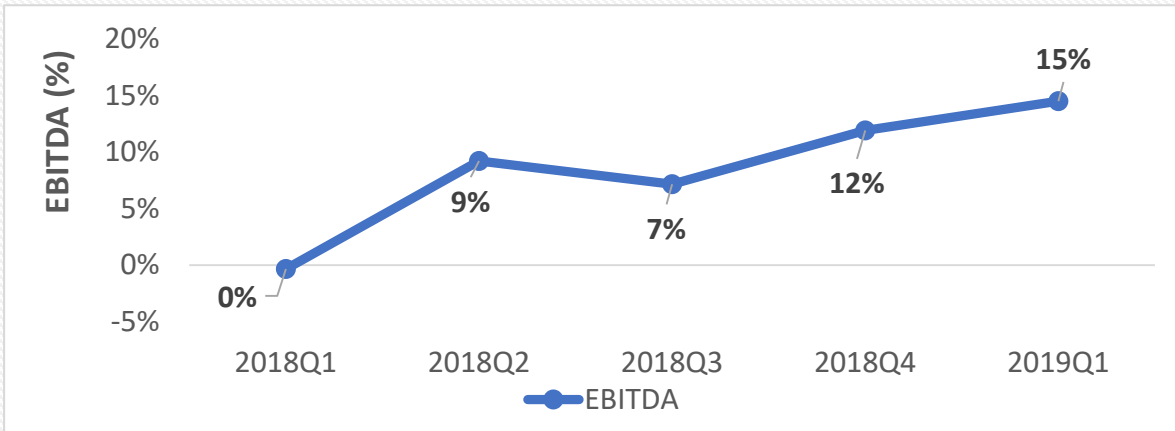


### Offshore Revenue %

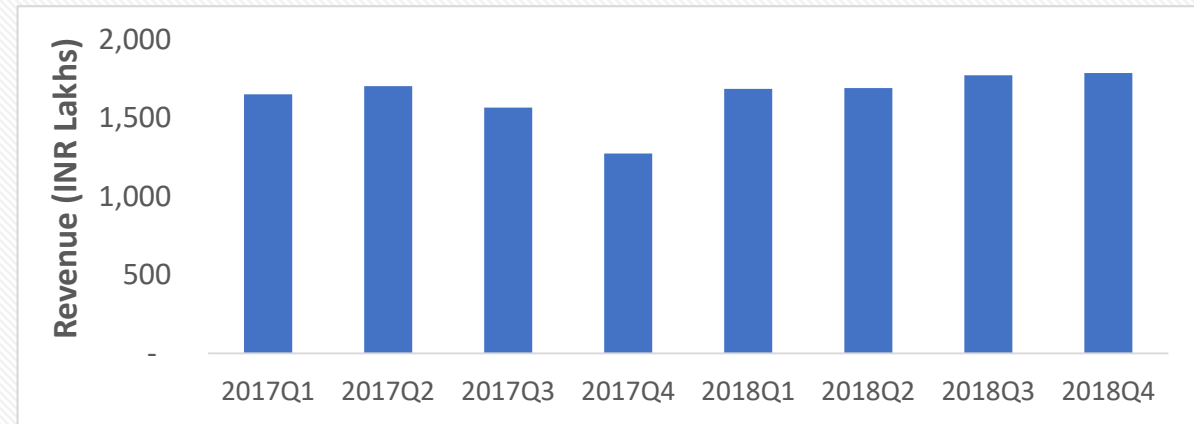


# On path to a long term Sustainable Growth

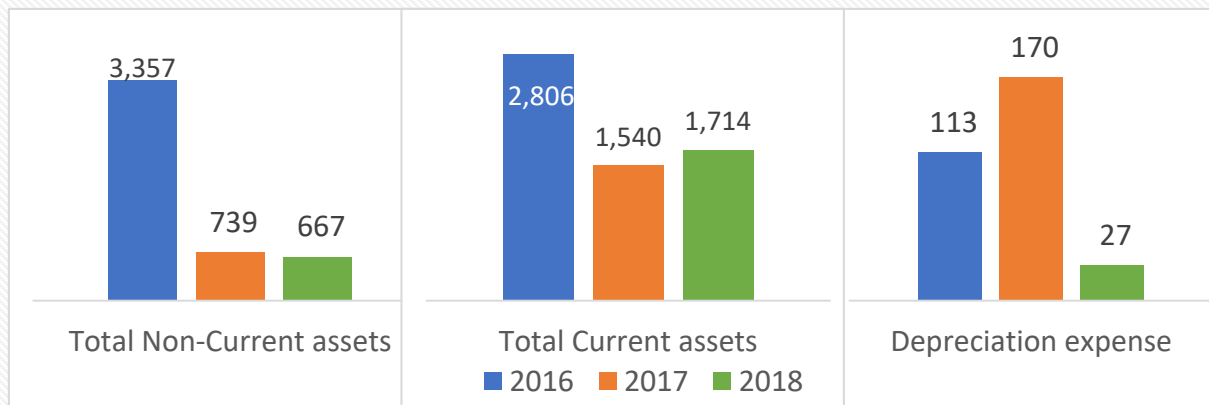
Owing to Customer Portfolio overhaul, the low and negative margin customers were removed and high margin ones were on-boarded



Strong growth of 2016 Accounts into Multi-Million Dollar Accounts compensating for revenues lost after removal of low margin customers



Irrecoverable non-current assets written off thereby improving business efficiency and asset utilization

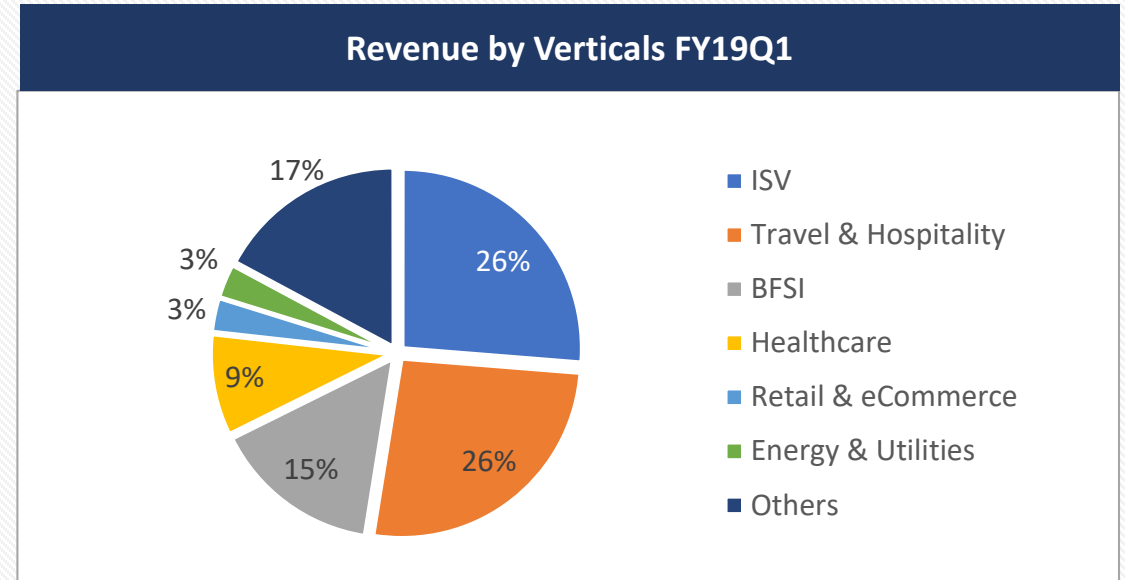
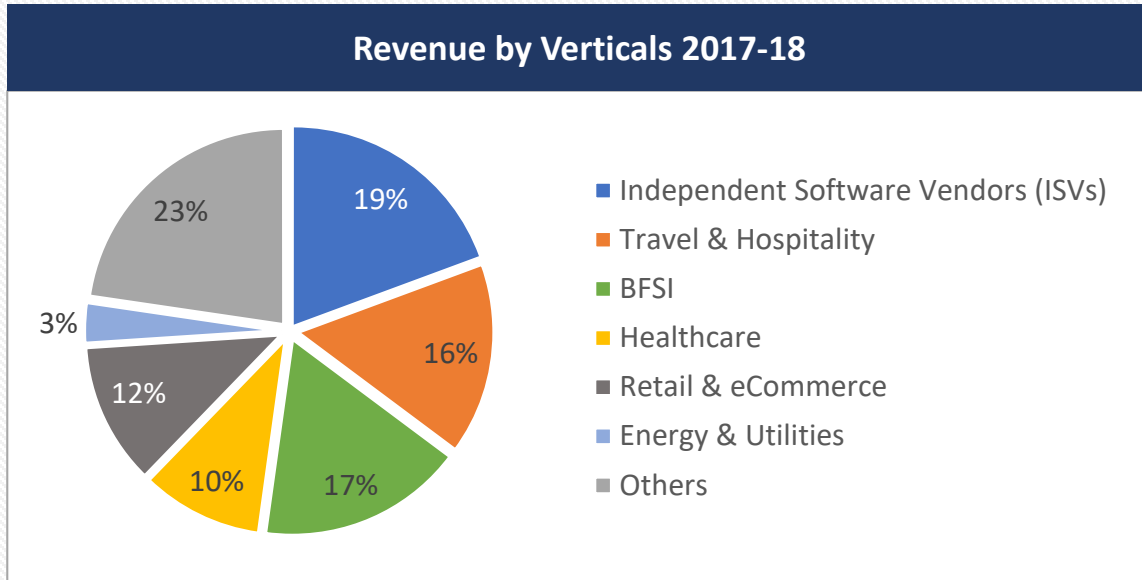


All values are in INR Million

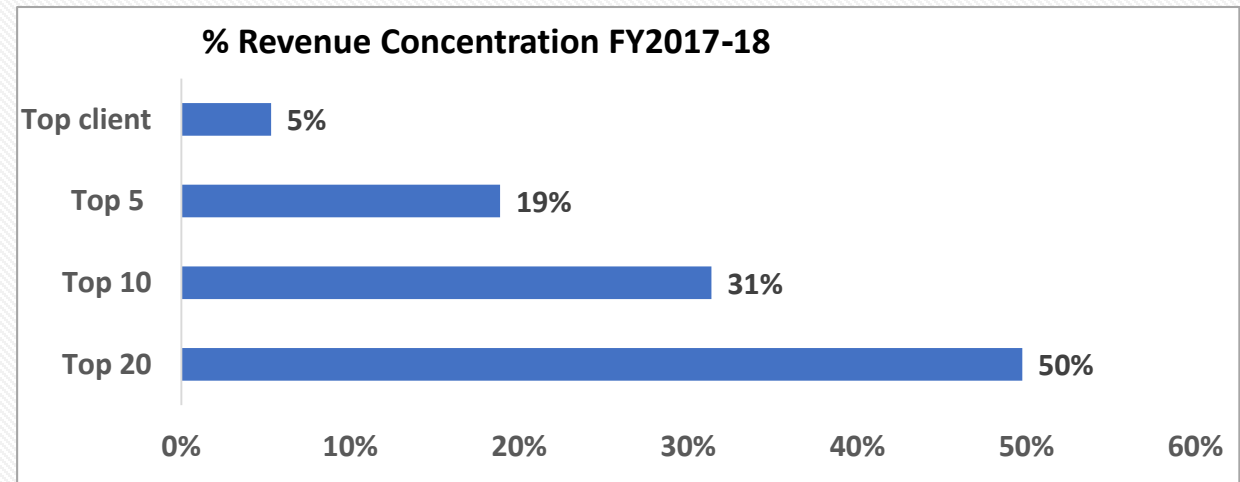
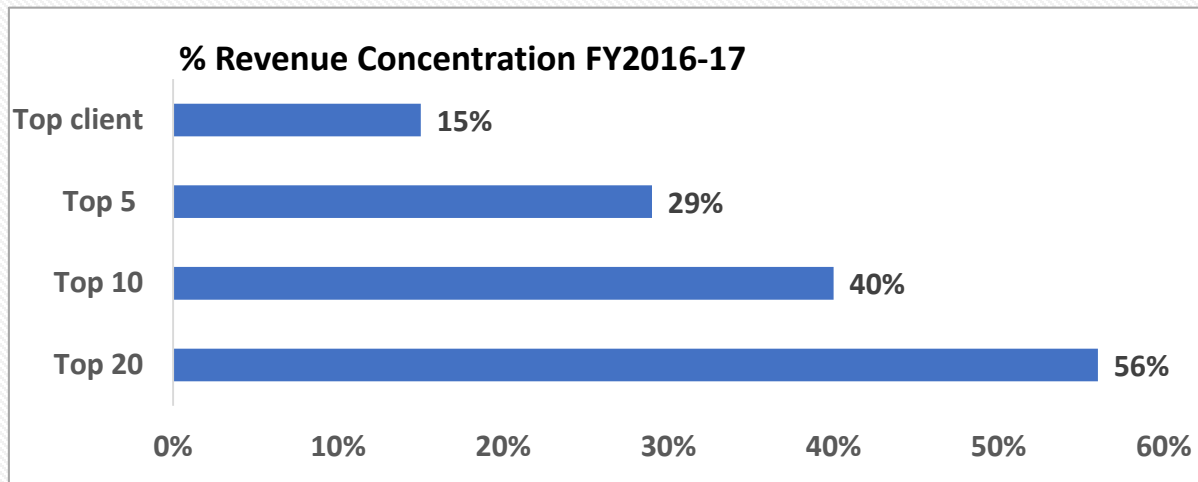
The IP led approach to Software Testing Services will establish the Cigniti brand, bring product differentiation and ensure recurring revenues



# Diversified Client base Leading to Better Stability



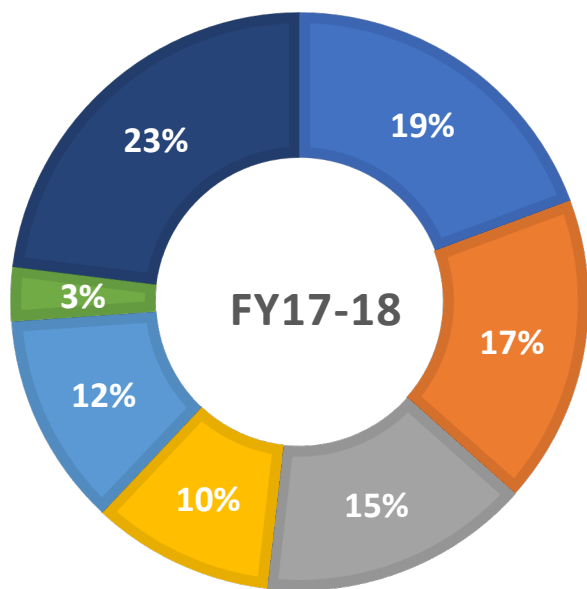
The revenue concentration in top accounts has decreased significantly from FY17 to FY18, implying higher revenue stability in future



# Marquee Clients Across Industry Verticals

In high-spend Industry verticals, Cigniti has marquee clients.

## Diversified revenue profile across industry verticals...



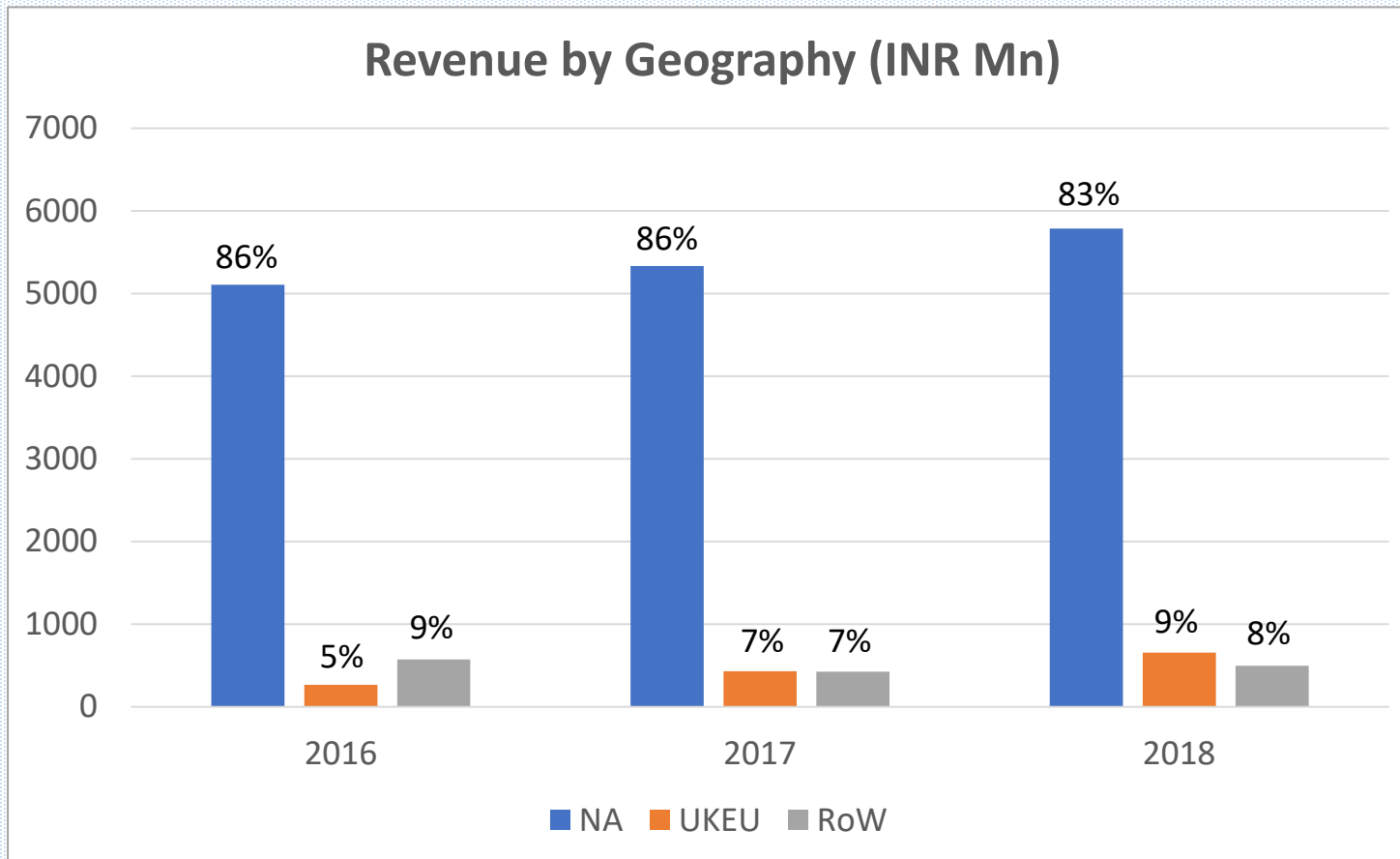
- Independent Software Vendors (ISVs)
- BFSI
- Travel and Hospitality
- Healthcare & Life Sciences
- Retail & E-Commerce

Verticals3	Key Clients
BFSI	
Energy & Utilities	
Healthcare & Life Sciences	
Travel & Hospitality	
Media & Technology	
Retail & e-commerce	




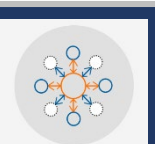



# Revenue growth driven by Geographic diversification in targeted verticals


- Strategic risk management decision to diversify geographical revenues by growing Europe and RoW
- Impressive account wins in Large UK accounts in BFSI, Transportation and Life Sciences verticals




Revenue Contribution 2018-19 Q1	INR in Mn.	in %
Top Client	83.46	4.29%
Top 5	348.81	17.91%
Top 10	589.14	30.26%
Top 20	949.39	48.76%

- 
**Verita** Quality Engineering Platform and Dashboard with Predict Capabilities
- 
**Velocita** Test Automation Accelerator for desktop, web, mobile, COTS, ERP and Digital Applications
- 
**Cesta** World's first integrated test asset Migration platform consisting of QuickLean, Migrate2Selenium & M2TC tools to migrate HP QFT/UFT to LeanFT, Selenium and TestComplete
- 
**Praxia** Process accelerator platform to transform existing end-to-end SDLC practices by assessing processes, practices, tools, skills & risks
- 
**Prudentia** Model-based testing tool, which automatically generates software testing procedures, using models of system requirements

## BlueSwan: Delivering Quality@Speed



**30+ Enterprise clients use BlueSwan**



**1 Patent granted, 2 patents pending with USPTO.**

- Cigniti is differentiated through strong focus on IP creation, R&D & focus on Next-Gen Automation platform
- 30+ Global Enterprises use BlueSwan to accelerate their Digital transformation journeys.
- Cigniti has built 6 World class Quality Engineering Labs for Mobile, Performance, Medical Devices, Smart meters, IoT & Robotics.

1

## Granted Patent globally



*Smart Remediation Engine (Cesta) :*

*Intelligently analyses the assets to migrate and develops a path that will eventually reduce the overall effort (refactoring) to migrate*

2

## New Patents filed



*Test Tool Migration Pipeline (Cesta):*

*Migration of assets from any automation tool as a source to another automation tool as target*

*Model Based Testing Tool Migration (Prudentia) :*

*US Patent Application No : 14/680,132 dated 07-04-2014 Titled : "System and Method for Converting the Business Process to Test-Centric Activity Diagrams :Our Ref : NP/96*

2

## New Trademarks in progress



BlueSwan and ATS frameworks



# Cigniti's Restructuring in 2016-17 getting acknowledged



- **CMP: 437**
- **Mcap: INR 12,010 Mn**
- **Mcap: USD 176 Mn**

Source: Market Estimates, NSE Data

## Steps taken to improved ROIC through efficient operations and steeper growth

- High margin services and customers
- Improved operational efficiency
- Writing off non-performing assets
- Expansion of Accounts (Land & Expand)

## Reducing Cost of Capital

- Debt repayment through accumulated cash
- Debt restructuring

## Revenue Growth

- New customer additions
- Focus on digital offerings: **BlueSwan**

## Steps taken to improve Sales & Marketing Efforts

- Average Yield per Sales person improved (2.16 M per BDM in the previous year to 3.17M USD)
- Classified Sales team into Hunting team to aggressively chase 'Must Have' accounts, worldwide.
- Implemented Enterprise Farming Strategy to further enhance growth within existing account



# Cigniti's Financial Performance – Strong Turnaround

	2017Q1	2017Q2	2017Q3	2017Q4	2018Q1	2018Q2	2018Q3	2018Q4	2019Q1
<u>Income</u>									
Revenue from operations	1,651	1,702	1,566	1,273	1,685	1,690	1,771	1,786	1,947
Revenue Gr. QoQ (%)	2.10%	3.10%	-8.00%	-18.70%	32.30%	0.30%	4.80%	0.90%	9.00%
<u>Expenses</u>									
Employee benefit expense	965	1,010	1,136	1,375	1,218	1,188	1,154	1,140	1,184
Finance costs	21	27	43	69	43	47	40	40	38
Depreciation & Amort.	21	31	31	86	7	6.8	6.6	6.5	7
Other expenses	390	424	560	566	476	362	495	434	480.9
Total expenses	1,397	1,492	1,770	2,096	1,744	1,604	1,696	1,621	1,710

Exceptional Items	-	-	-	-3,321	-	-	-	-	-
EBITDA	296	268	-130	-668	-9.0	140	122	212	282
% EBITDA	17.9%	15.7%	-8.3%	-52.5%	-0.5%	8.3%	6.9%	11.9%	14.5%

All values are in INR Million

- Cigniti underwent a major **overhaul in strategy** in FY2017
- The positive effects of the overhaul are reflected in the **operational improvements** that Cigniti has witnessed
- There was a dip in revenues in 2017Q4 as Cigniti let go of some of the sub optimal accounts, to focus on **high growth profitable strategy**
- Meaningful reductions in **dep. & amortization and interest costs** due to balance sheet clean up
- After registering a realignment related EBITDA loss of -668.2 Million in 2017Q4, **EBITDA has improved to 14.5%**. Further EBITDA improvement initiatives underway.

	2016	2017	2018	Q1 2019
<u>Income</u>				
Revenue from operations	5,948	6,193	6,933	1,947
Revenue from operations (\$M)	90	94	108	29.28
<u>Expenses</u>				
Employee benefit expense	3,937	4,513	4,701	1,184
Other expenses	1,032	1,900	1,715	481
<b>EBITDA</b>	<b>979</b>	<b>-221</b>	<b>517</b>	<b>282</b>
<b>% EBITDA</b>	<b>16.5%</b>	<b>-3.6%</b>	<b>7.5%</b>	<b>14.5%</b>
Depreciation & Amort	113	170	27	7
<b>EBIT</b>	<b>867</b>	<b>-390</b>	<b>490</b>	<b>275</b>
Other Income	33	3	9	59
Finance costs	60	161	170	38
<b>PBT (before exceptional items)</b>	<b>840</b>	<b>-548</b>	<b>320</b>	<b>296</b>
Exceptional items	-	-3,321	-	-
<b>PBT</b>	<b>840</b>	<b>-3,869</b>	<b>329</b>	<b>296</b>
Tax	344	79	8	-95
<b>PAT</b>	<b>497</b>	<b>-3,948</b>	<b>322</b>	<b>391</b>
<b>EPS (Basic)</b>	<b>19.9</b>	<b>-151.1</b>	<b>12.1</b>	<b>14.3</b>

All values are in INR Million

- Better quality revenues from 2017 onwards
- Improved profitability on account of scalable customer base and better pricing
- Value creation journey underway is improving EPS trajectory

	2016	2017	2018
Property Plant & equipment	285	88	69
Goodwill	549	549	549
Capital WIP	643	-	-
Other intangible assets	581	-	-
Financial assets			
Loans	38	35	34
Other non-financial assets	-	2	2
Deferred tax assets net	10	50	-
Other non current assets	1,251	15	14
<b>Sub total</b>	<b>3,357</b>	<b>739</b>	<b>667</b>
<b>Current assets</b>			
Financial assets			
Loans	5	170	178
Trade receivables	1,115	1,035	1,147
Cash and cash equivalent	40	158	179
Other Bank balances	2	4	4
Other current financials assets	2	1	2
Current tax assets net	19	14	3
Other current assets	1,624	159	201
<b>Sub total</b>	<b>2,806</b>	<b>1,540</b>	<b>1,714</b>
<b>Total</b>	<b>6,163</b>	<b>2,279</b>	<b>2,380</b>

All values are in INR Million

	2016	2017	2018
Equity & Liabilities			
Equity share capital	255	265	272
Other equity	3,126	-673	-204
<b>Sub total</b>	<b>3,381</b>	<b>-408</b>	<b>69</b>
Non-current liabilities			
Financial liabilities			
Borrowings	-	204	148
Long term provisions	28	52	65
Deferred tax liability	24	-	-
<b>Sub total</b>	<b>52</b>	<b>256</b>	<b>213</b>
<b>Current liabilities</b>			
Financial liabilities			
Short term borrowings	1,184	1,188	1,110
Trade payables	992	523	542
Other current financial liabilities	-	62	63
Short term provisions	12	15	18
Current tax liability, net	364	291	162
Other current liabilities	178	351	203
<b>Subtotal</b>	<b>2,731</b>	<b>2,431</b>	<b>2,099</b>
<b>Total</b>	<b>6,163</b>	<b>2,279</b>	<b>2,380</b>

*This presentation is strictly confidential and may not be copied, published, distributed or transmitted. The information in this presentation is being provided by Cigniti Technologies Ltd. (also referred to as 'Company'). By attending a meeting where this presentation is made, or by reading this presentation material, you agree to be bound by following limitations:*

*The information in this presentation has been prepared for use in presentations by Company for information purposes only and does not constitute, or should be regarded as, or form part of any offer, invitation, inducement or advertisement to sell or issue, or any solicitation or any offer to purchase or subscribe for, any securities of the Company in any jurisdiction, including the United States and India, nor shall it, or the fact of its distribution form the basis of, or be relied on in connection with, any investment decision or any contract or commitment to purchase or subscribe for any securities of the Company in any jurisdiction, including the United States and India. This presentation does not constitute a recommendation by the Company or any other party to sell or buy any securities of the Company.*

*This presentation and its contents are not and should not be construed as a prospectus or an offer document, including as defined under the Companies Act, 2013, to the extent notified and in force) or an offer document under the Securities and Exchange Board of India (Issue of Capital and Disclosure Requirements) Regulations, 2009 as amended).*

*This presentation and its contents are strictly confidential to the recipient and should not be further distributed, re-transmitted, published or reproduced, in whole or in part, or disclosed by recipients directly or indirectly to any other person or press, for any purposes. In particular, this presentation is not for publication or distribution or release in any country where such distribution may lead to a breach of any law or regulatory requirement. No person is authorized to give any information or to make any representation not contained in or inconsistent with this presentation or and if given or made, such information or representation must not be relied upon as having been authorized by us. Receipt of this presentation constitutes an express agreement to be bound by such confidentiality and the other terms set out herein. Any failure to comply with this restriction may constitute a violation of applicable securities laws.*

*This presentation and the information contained herein does not constitute or form part of any offer for sale or subscription of or solicitation or invitation of any offer to buy or subscribe for any securities of the Company, nor should it or any part of it form the basis of, or be relied on in connection with, any contract or commitment whatsoever.*

*No representation or warranty, express or implied, is made as to, and no reliance should be placed on, the fairness, accuracy, completeness or correctness of the information or opinions contained in this presentation. Neither Company nor any of its affiliates, advisors or representatives shall have any responsibility or liability whatsoever (for negligence or otherwise) for any loss howsoever arising from any use of this presentation or its contents or otherwise arising in connection with this presentation. The information set out herein may be subject to updating, completion, revision, verification and amendment and such information may change materially. This presentation is based on the economic, regulatory, market and other conditions as in effect on the date hereof. It should be understood that subsequent developments may affect the information contained in this presentation, which neither Company nor its affiliates, advisors or representatives are under an obligation to update, revise or affirm.*

*This presentation contains forward-looking statements based on the currently held beliefs and assumptions of the management of the Company, which are expressed in good faith and, in their opinion, reasonable. Forward-looking statements involve known and unknown risks, uncertainties and other factors, which may cause the actual results, financial condition, performance, or achievements of the Company or industry results, to differ materially from the results, financial condition, performance or achievements expressed or implied by such forward-looking statements. The risks and uncertainties relating to these statements include, but are not limited to, risks and uncertainties regarding expansion plans and the benefits there from, fluctuations in our earnings, our ability to manage growth and implement strategies, competition in our business including those factors which may affect our cost advantage, wage increases in India, our ability to attract and retain highly skilled professionals, our ability to win new contracts, changes in technology, availability of financing, our ability to successfully complete and integrate our expansion plans, liabilities, political instability and general economic conditions affecting our industry. Unless otherwise indicated, the information contained herein is preliminary and indicative and is based on management information, current plans and estimates. Industry and market-related information is obtained or derived from industry publications and other sources and has not been verified by us. Given these risks, uncertainties and other factors, recipients of this document are cautioned not to place undue reliance on these forward-looking statements. The Company disclaims any obligation to update these forward-looking statements to reflect future events or developments.*

*This presentation is not an offer for sale of securities in the UNITED STATES or elsewhere.*



#### Follow Cigniti

-  [facebook.com/cignititechnologies](https://facebook.com/cignititechnologies)
-  [linkedin.com/company/cigniti-inc](https://linkedin.com/company/cigniti-inc)
-  [youtube.com/cignititechnologies](https://youtube.com/cignititechnologies)
-  [slideshare.net/cigniti](https://slideshare.net/cigniti)
-  [twitter.com/cigniti](https://twitter.com/cigniti)
-  [pinterest.com/cigniti](https://pinterest.com/cigniti)
-  [cigniti.com/blog](https://cigniti.com/blog)



#### India

##### Hyderabad

Cigniti Technologies Ltd.  
6th Floor, ORION Block, "The V" (Ascendas)  
Plot #17 Software Units Layout  
Madhapur, Hyderabad-500081

#### US

Cigniti Technologies Inc.  
433 E Las Colinas Blvd,  
Suite 1300,  
Irving, TX 75039

#### US

630 Freedom Business Center, 3rd  
Floor, King of Prussia, PA 19406

#### UK

Cigniti Technologies (UK) Limited  
1 Fore Street  
London EC2Y 9DT

#### Australia

Cigniti Technologies (Australia) Pty  
Ltd  
Level 9, 401 Collins Street  
VIC 3000 Australia

#### South Africa

Cigniti Technologies Ltd.  
Ballyclare Place, 14 Ballyclare  
Drive, Bryanston 2021

#### Canada

Cigniti Technologies Canada Inc  
Williamson – Dickie Canada Co.,  
Manulife Corp. Park,  
6711 Mississauga Road,  
Ontario.